

REV.	ECN NO.	LOCATIONS	DESCRIPTION	DATE	DESIGN
A1			ADD PIN FAMILY	10/18'16	Nick

ORDERING INFORMATION

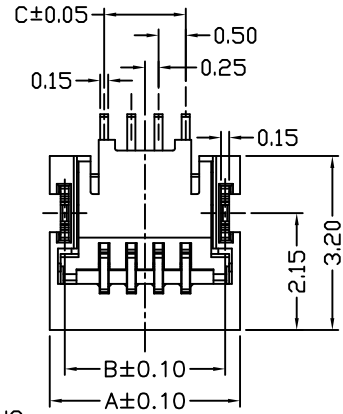
FBL0509 - XX (XXR)

- ① **PRODUCT SERIES:**
ZIF FPC/FFC 0.5Pitch 0.9H
CONNECTOR BACK-LOCK
SMT TYPE
- ② **NUMBER OF CONTACTS:**
04 TO 08

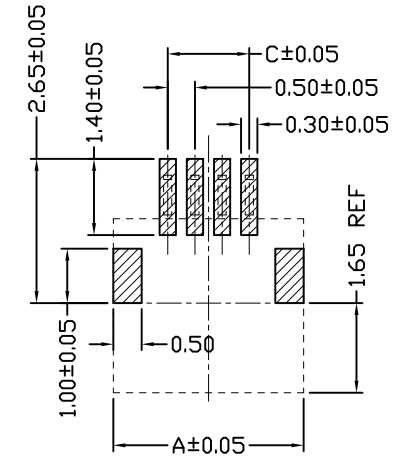
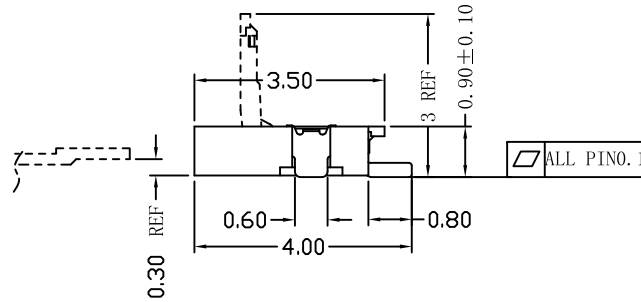
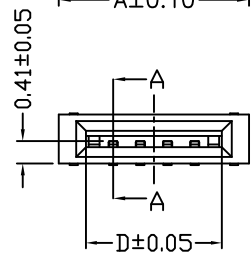
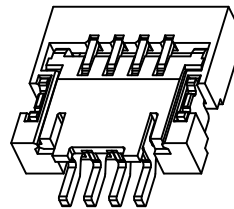
CUSTOMER DRAWING

RoHS Compliant

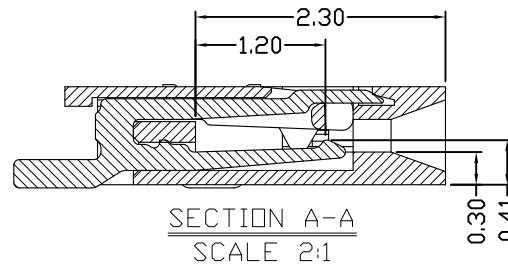
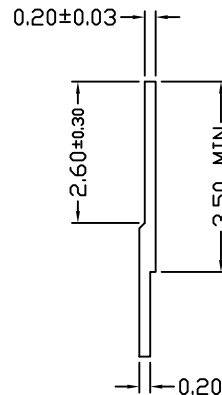
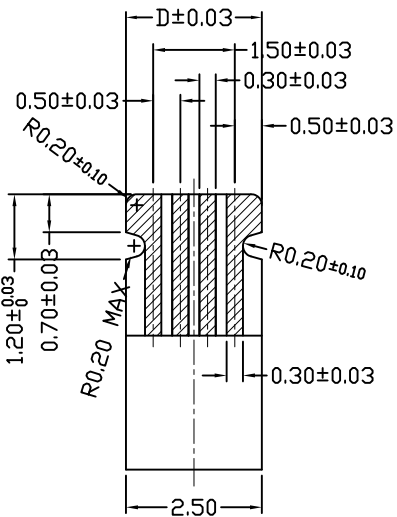
- ③ **PLATING:**
21: GOLD PLATING.



3D VIEW



RECOMMENDED PCB LAYOUT
Tolerance: ±0.05



PIN NO.	A	B	C	D
4	3.5	3.0	1.5	2.5
5	4.0	3.5	2.0	3.0
6	4.5	4.0	2.5	3.5
8	5.5	5.0	3.5	4.5

DIM	TOL	DIM	TOL
X	±0.25	X'	±4.0'
X.X	±0.20	X.X'	±3.0'
X.XX	±0.10	X.XX'	±2.0'
X.XXX	±0.05	X.XXX'	±1.0'

NOTES:

1. MATERIAL:
HOUSING: HIGHT-TEMP,UL 94-V0,
COVER: HIGHT-TEMP,UL 94-V0,
CONTACT: COPPER ALLOY,
LEG: COPPER ALLOY.
2. PLATING:
CONTACT: GOLD PLATED ON NICKEL OVERALL,
LEG: TIN PLATED ON NICKEL OVERALL.

SUNFUN SUNFUN TECHNOLOGY LTD

DRAW NO.	FBL0509(A1)	DATE	10/18'16	MATERIAL: SEE NOTES	DRAW NAME:
DESIGN:	Nick	FINISH:	SEE NOTES	FILE: FBL0509(A1)	ZIF FPC/FFC CONN - 0.5Pitch 0.9H Back-Lock SMT TYPE
CHECK:	Nick	P/N:	FBL0509-XX(XXR)	MODEL:	0.5FPC
REVIEW:	Orlandor	REV. A1	SCALE	UNIT:	mm
APPROVED	Orlandor	SHEET:	1/1		