

REV.	ECN NO.	LOCATIONS	DESCRIPTION	DATE	DESIGN
A2			Mark position of Pin 1	03/08'21	Nick

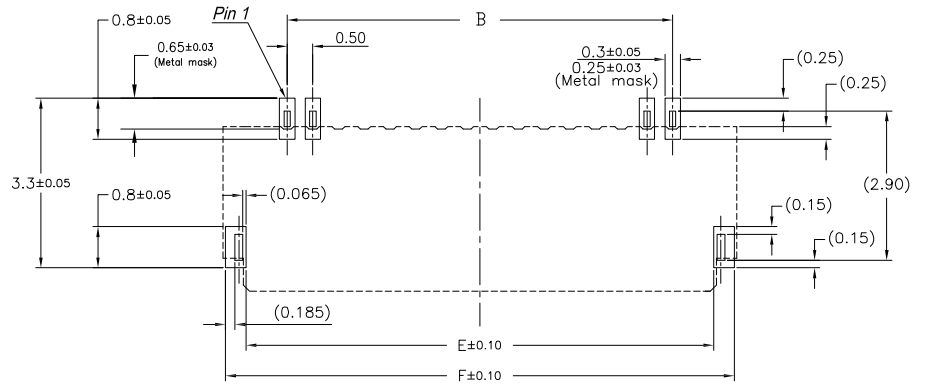
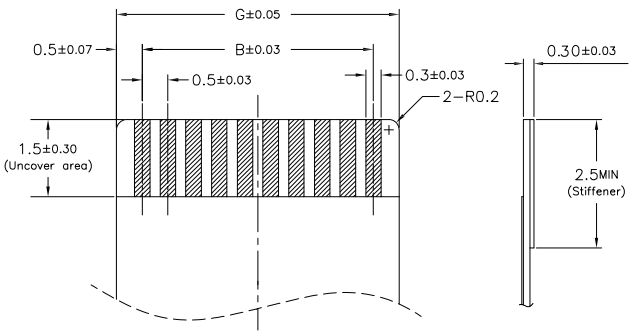
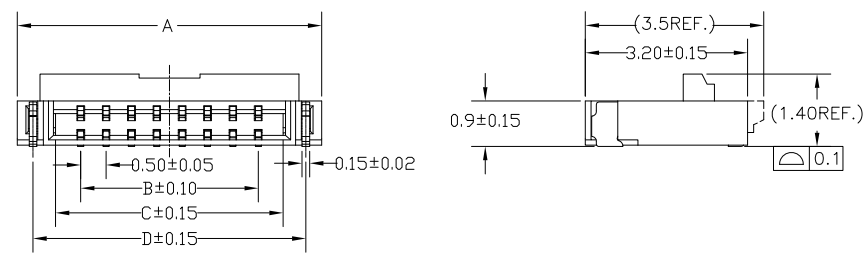
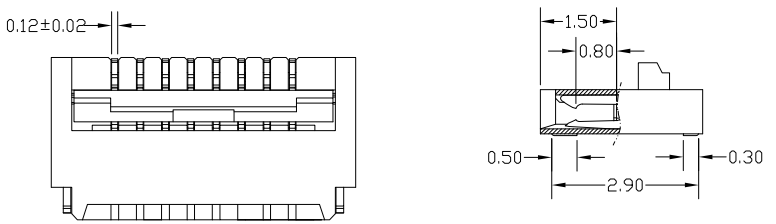
CUSTOMER DRAWING
RoHS Compliant

ORDERING INFORMATION

FBX0509 - XX (XXR)

- ① **PRODUCT SERIES:**
ZIF FPC/FFC 0.5Pitch 0.9H
CONNECTOR BACK-Flip
SMT TYPE
- ② **NUMBER OF CONTACTS:**
04 TO 50

- ③ **PLATING:**
21: GOLD PLATING.



Recommended P.C.B Layout

Note:

1. Material
 - 1.1: Housing: High Temperature plastic, UL94V-0.
 - 1.2: Actuator: High Temperature plastic, UL94V-0.
 - 1.3: Contact: Copper Alloy.
 - 1.4: Fit: Copper Alloy.
2. Plating
 - 2.1: Contact: G/F plated over Nickel on contact area.
G/F plated over Nickel on solder area.
 - 2.2: Fit: Tin plated over Nickel.

PIN NO.	DIM.A	DIM.B	DIM.C	DIM.D	DIM.E	DIM.F	DIM.G
04	4.0	1.5	2.57	3.38	3.1	3.9	2.5
05	4.5	2.0	3.07	3.88	3.6	4.4	3.0
06	5.0	2.5	3.57	4.38	4.1	4.9	3.5
07	5.5	3.0	4.07	4.88	4.6	5.4	4.0
08	6.0	3.5	4.57	5.38	5.1	5.9	4.5
09	6.5	4.0	5.07	5.88	5.6	6.4	5.0
10	7.0	4.5	5.57	6.38	6.1	6.9	5.5
11	7.5	5.0	6.07	6.88	6.6	7.4	6.0
12	8.0	5.5	6.57	7.38	7.1	7.9	6.5
13	8.5	6.0	7.07	7.88	7.6	8.4	7.0
14	9.0	6.5	7.57	8.38	8.1	8.9	7.5
15	9.5	7.0	8.07	8.88	8.6	9.4	8.0
16	10.0	7.5	8.57	9.38	9.1	9.9	8.5
17	10.5	8.0	9.07	9.88	9.6	10.4	9.0
18	11.0	8.5	9.57	10.38	10.1	10.9	9.5
19	11.5	9.0	10.07	10.88	10.6	11.4	10.0
20	12.0	9.5	10.57	11.38	11.1	11.9	10.5
21	12.5	10.0	11.07	11.88	11.6	12.4	11.0
22	13.0	10.5	11.57	12.38	12.1	12.9	11.5
23	13.5	11.0	12.07	12.88	12.6	13.4	12.0
24	14.0	11.5	12.57	13.38	13.1	13.9	12.5
25	14.5	12.0	13.07	13.88	13.6	14.4	13.0
26	15.0	12.5	13.57	14.38	14.1	14.9	13.5
27	15.5	13.0	14.07	14.88	14.6	15.4	14.0

PIN NO.	DIM.A	DIM.B	DIM.C	DIM.D	DIM.E	DIM.F	DIM.G
28	16.0	13.5	14.57	15.38	15.1	15.9	14.5
29	16.5	14.0	15.07	15.88	15.6	16.4	15.0
30	17.0	14.5	15.57	16.38	16.1	16.9	15.5
31	17.5	15.0	16.07	16.88	16.6	17.4	16.0
32	18.0	15.5	16.57	17.38	17.1	17.9	16.5
33	18.5	16.0	17.07	17.88	17.6	18.4	17.0
34	19.0	16.5	17.57	18.38	18.1	18.9	17.5
35	19.5	17.0	18.07	18.88	18.6	19.4	18.0
36	20.0	17.5	18.57	19.38	19.1	19.9	18.5
37	20.5	18.0	19.07	19.88	19.6	20.4	19.0
38	21.0	18.5	19.57	20.38	20.1	20.9	19.5
39	21.5	19.0	20.07	20.88	20.6	21.4	20.0
40	22.0	19.5	20.57	21.38	21.1	21.9	20.5
41	22.5	20.0	21.07	21.88	21.6	22.4	21.0
42	23.0	20.5	21.57	22.38	22.1	22.9	21.5
43	23.5	21.0	22.07	22.88	22.6	23.4	22.0
44	24.0	21.5	22.57	23.38	23.1	23.9	22.5
45	24.5	22.0	23.07	23.88	23.6	24.4	23.0
46	25.0	22.5	23.57	24.38	24.1	24.9	23.5
47	25.5	23.0	24.07	24.88	24.6	25.4	24.0
48	26.0	23.5	24.57	25.38	25.1	25.9	24.5
49	26.5	24.0	25.07	25.88	25.6	26.4	25.0
50	27.0	24.5	25.57	26.38	26.1	26.9	25.5

DIM	TOL
X	±0.25
X.X	±0.20
X.XX	±0.10
X.XXX	±0.05

SUNFUN SUNFUN TECHNOLOGY LTD				
DRAW NO.	FBX0509(A2)	DATE	MATERIAL: SEE NOTES	DRAW NAME: ZIF FPC/FFC CONN - 0.5Pitch 0.9H Back-Flip SMT TYPE
DESIGN:	Nick	03/08'21	FINISH: SEE NOTES	
CHECK:	Nick	03/08'21	FILE: FBX0509(A2)	MODEL: 0.5FPC
REVIEW:	Orlandor	03/08'21	P/N: FBX0509-XX(XXR)	UNIT: SHEET:
APPROVED	Orlandor	03/08'21	REV. A2 SCALE	mm 1/1