

REV.	ECN NO.	LOCATIONS	DESCRIPTION	DATE	DESIGN
A3			REVISED SOME DETAILS	07/03'12	Alan

ORDERING INFORMATION

FDS0520-XX (11R)

① ② ③

① PRODUCT SERIES

FPC/FFC CONN- Drawer type/
Sub contact/ Pitch 0.5mm/
2.0mm Height.

CUSTOMER DRAWING

RoHS Compliant

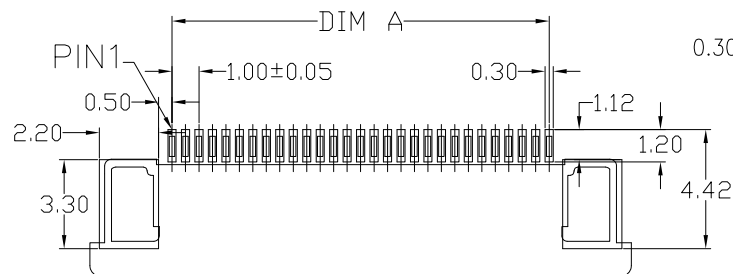
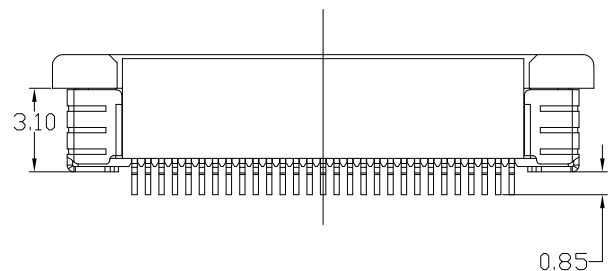
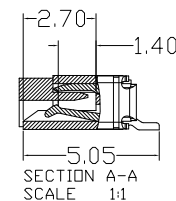
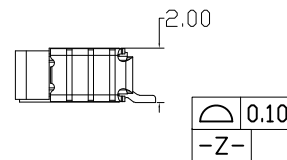
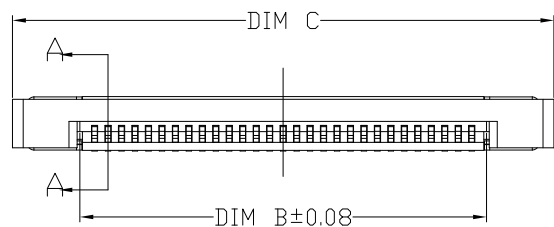
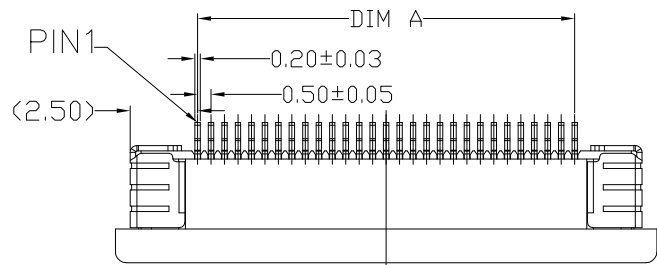
② NUMBER OF CONTACTS

04 TO 60

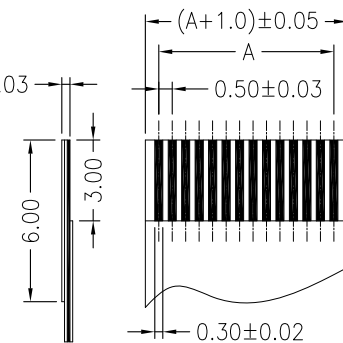
③ PLATING & PACKAGING

TIN PLATED & Reel Package

CKT	A	B	C	CKT	A	B	C
4	1.50	2.60	7.60	30	14.50	15.60	20.60
5	2.00	3.10	8.10	32	15.50	16.60	21.60
6	2.50	3.60	8.60	34	16.50	17.60	22.60
7	3.00	4.10	9.10	36	17.50	18.60	23.60
8	3.50	4.60	9.60	38	18.50	19.60	24.60
9	4.00	5.10	10.10	40	19.50	20.60	25.60
10	4.50	5.60	10.60	42	20.50	21.60	26.60
11	5.00	6.10	11.10	44	21.50	22.60	27.60
12	5.50	6.60	11.60	46	22.50	23.60	28.60
14	6.50	7.60	12.60	48	23.50	24.60	29.60
16	7.50	8.60	13.60	50	24.50	25.60	30.60
18	8.50	9.60	14.60	52	25.50	26.60	31.60
20	9.50	10.60	15.60	54	26.50	27.60	32.60
22	10.50	11.60	16.60	56	27.50	28.60	33.60
24	11.50	12.60	17.60	58	28.50	29.60	34.60
26	12.50	13.60	18.60	60	29.50	30.60	35.60
28	13.50	14.60	19.60				



P.C.B. Layout



FFC/FPC CABLE

Notes:

1. Material

- 1.1: Housing: High Temperature plastic, UL94V-0.
- 1.2: Actuator: High Temperature plastic, UL94V-0.
- 1.3: Contact: Copper Alloy.
- 1.4: Fit: Copper Alloy.

2. Plating

- 2.1: Contact: Tin plated over Nickel on contact area.
Tin plated over Nickel on solder area.
- 2.2: Fit: Tin plated over Nickel.

DIM	TOL	DIM	TOL
X	±0.25	X'	±4.0°
X.X	±0.20	X.X'	±3.0°
X.XX	±0.10	X.XX'	±2.0°
X.XXX	±0.05	X.XXX'	±1.0°

SUNFUN		SUNFUN TECHNOLOGY LTD			
DRAW NO.	FDS0520(A3)	DATE	07/03'12	MATERIAL:	SEE NOTES
DESIGN:	Alan	07/03'12	FINISH:	SEE NOTES	DRAW NAME:
CHECK:	Alan	07/03'12	FILE:	FDS0520(A3)	P0.5 FPC/FFC CONN: 2.0H/ DRAWER TYPE/ SIDE ENTRY/ SUB CONTACT.
REVIEW:	JACK	07/03'12	P/N:	FDS0520-XX(11R)	MODEL: P0.5 FPC CONN
APPROVED	JACK	07/03'12	REV. A3	SCALE	UNIT: mm
					SHEET: 1/1