

REV.	ECN NO.	LOCATIONS	DESCRIPTION	DATE	DESIGN
A2			UPDATE NOTES	03/08'19	Steven

CUSTOMER DRAWING

RoHS Compliant

ORDERING INFORMATION

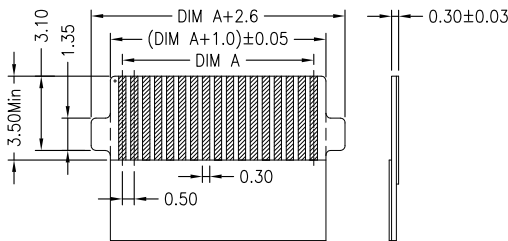
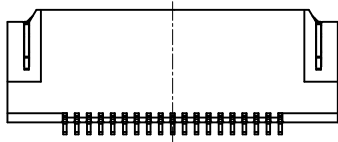
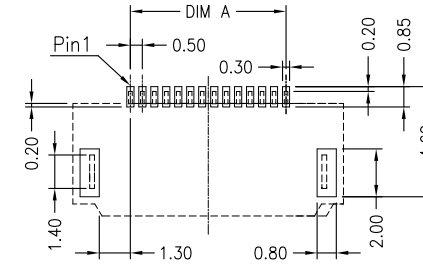
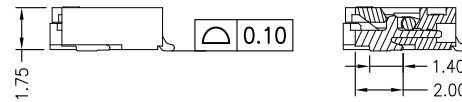
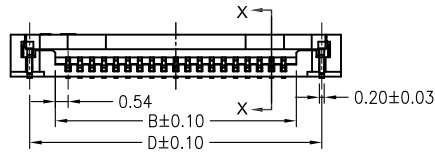
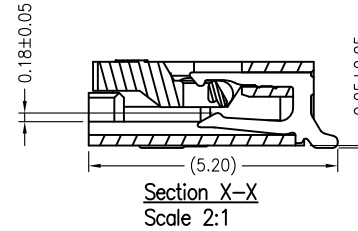
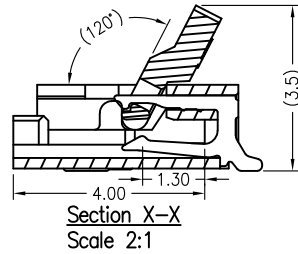
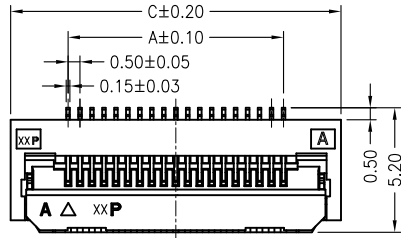
FHL0518-XX(21 R)

① ② ③

① **PRODUCT SERIES:**
ZIF FPC/FFC 0.5Pitch 1.8H
CONNECTOR FRONT-LOCK
SMT TYPE.

② **NUMBER OF CONTACTS:**
04~60 PIN.

③ **PLATING:**
21: GOLD PLATING.



Applicable FPC

CTK	A	B	C	D
4	1.50	2.57	6.30	4.70
6	2.50	3.57	7.30	5.70
8	3.50	4.57	8.30	6.70
10	4.50	5.57	9.30	7.70
12	5.50	6.57	10.30	8.70
16	7.50	8.57	12.30	10.70
20	9.50	10.57	14.30	12.70
24	11.50	12.57	16.30	14.70
30	14.50	15.57	19.30	17.70
36	17.50	18.57	22.30	20.70
38	18.50	19.57	23.30	21.70
40	19.50	20.57	24.30	22.70
44	21.50	22.57	26.30	24.70
45	22.00	23.07	26.80	25.20
50	24.50	25.57	29.30	27.70
60	29.50	30.57	34.30	32.70

Notes:

1.Material

- 1.1: Housing: High Temp, LCP, UL94-V0, Black Color.
- 1.2: Actuator: High Temp, LCP, UL94-V0, Black Color.
- 1.3: Contact: Copper Alloy, C5191.
- 1.4: LEG: Copper Alloy, C2680.

2.Plating

- 2.1: Contact: Gold 1u" over Nickel 50u" under-plated overall.
- 2.2: LEG: Sn 100u" over Nickel 50u" under-plated over all.

DIM	TOL	DIM	TOL
X	±0.25	X'	±4.0'
X.X	±0.20	X.X'	±3.0'
X.XX	±0.10	X.XX'	±2.0'
X.XXX	±0.05	X.XXX'	±1.0'

SUNFUN		SUNFUN TECHNOLOGY LTD			
DRAW NO.:	FHL0518(A2)	DATE:	03/08'19	MATERIAL:	SEE NOTES
DESIGN:	Steven	DATE:	03/08'19	FINISH:	SEE NOTES
CHECK:	Steven	DATE:	03/08'19	FILE:	FHL0518(A2)
REVIEW:	Alan	DATE:	03/08'19	P/N:	FHL0518-XX(21R)
APPROVE:	Alan	DATE:	03/08'19	REV. A2	SCALE
				DRAW NAME:	ZIF FPC/FFC CONN - 0.5Pitch 1.8H Front-Lock SMT TYPE.
				MODEL:	P0.5 FPC CONN
				UNIT:	mm
				SHEET:	1/1