

REV.	ECN NO.	LOCATIONS	DESCRIPTION	DATE	DESIGN
A1			MODIFY DIMENSION TABLE	04/20'21	Nick

ORDERING INFORMATION

FHZ0509 - XX (21R)

① ② ③

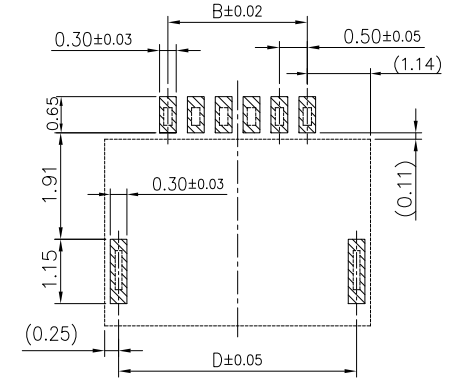
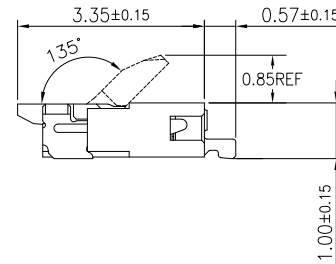
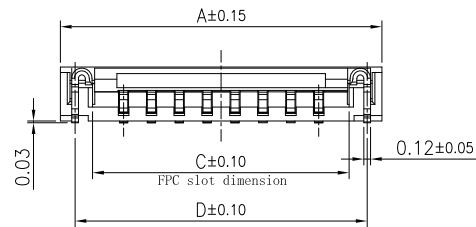
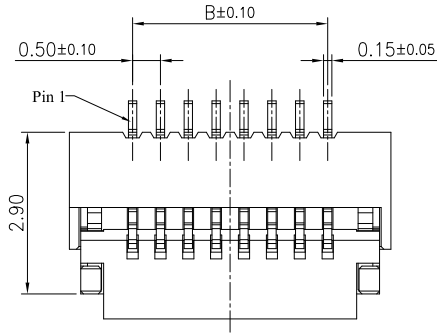
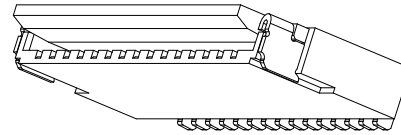
① **PRODUCT SERIES:**
ZIF FPC/FFC 0.5Pitch 1.0H
CONNECTOR FRONT-FLIP

CUSTOMER DRAWING

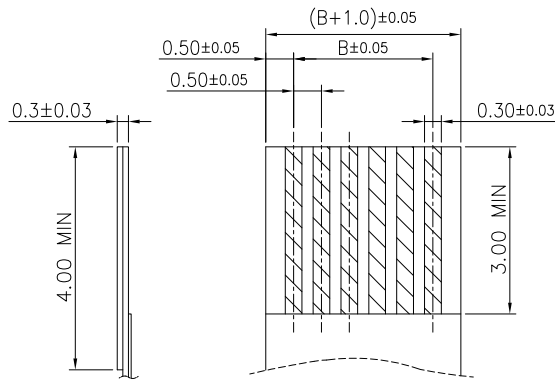
RoHS Compliant

② **NUMBER OF CONTACTS:**
04 TO 40
③ **PLATING:**
GOLD PLATING.

3D VIEW



RECOMMEND PCB LAYOUT
Tolerance: ±0.05



RECOMMENDED FPC/FFC DIMENSION

PIN	DIM A	DIM B	DIM C	DIM D
04	3.77	1.50	2.60	3.27
05	4.27	2.00	3.10	3.77
06	4.77	2.50	3.60	4.27
07	5.27	3.00	4.10	4.77
08	5.77	3.50	4.60	5.27
09	6.27	4.00	5.10	5.77
10	6.77	4.50	5.60	6.27
12	7.77	5.50	6.60	7.27
15	9.27	7.00	8.10	8.27
16	9.77	7.50	8.60	9.27
18	10.77	8.50	9.60	10.27
20	11.77	9.50	10.60	11.27
22	12.77	10.50	11.60	12.27
24	13.77	11.50	12.60	13.27
26	14.77	12.50	13.60	14.27
28	15.77	13.50	14.60	15.27
30	16.77	14.50	15.60	16.27
32	17.77	15.50	16.60	17.27
34	18.77	16.50	17.60	18.27
36	19.77	17.50	18.60	19.27
38	20.77	18.50	19.60	20.27
40	21.77	19.50	20.60	21.27

DIM	TOL
x	±0.25
x.x	±0.20
x.xx	±0.10
x.xxx	±0.05

Note:

1.Material

- 1.1: Housing: High Temperature plastic,UL94V-0.
- 1.2: Actuator: High Temperature plastic,UL94V-0.
- 1.3: Contact: Copper Alloy.
- 1.4: Fit: Copper Alloy.

2.Plating

- 2.1: Contact: Gold flash over Nickel on contact area.
Gold flash over Nickel on solder area.
- 2.2: Fit: Tin plated over Nickel.

SUNFUN SUNFUN TECHNOLOGY LTD

DRAW NO.	FHZ0509(A1)	DATE	04/20'21	MATERIAL:	SEE NOTES	DRAW NAME:	ZIF FPC/FFC CONN - 0.5Pitch 1.0H Front-Flip
DESIGN:	Nick	04/20'21	FINISH:	SEE NOTES		SMT TYPE	
CHECK:	Nick	04/20'21	FILE:	FHZ0509(A1)		MODEL:	P0.5 FPC CONN
REVIEW:	Orlandor	04/20'21	P/N:	FHZ0509-XX(21R)		UNIT:	mm
APPROVED	Orlandor	04/20'21	REV. A1	SCALE		SHEET:	1/1