| REV. | ECN NO. | LOCATIONS | DESCRIPTION | DATE | DESIGN |
|---|---|---|---|---|---|
| A5 | | | Modified Geometrical Tolerances | 12/04'20 | Jack |

CUSTOMER DRAWING

RoHS Compliant

# 3D VIEW

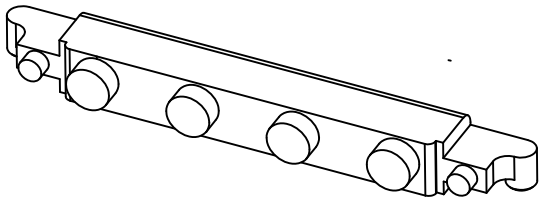

**ORDERING INFORMATION**

PS02F - 057 P 30
1 2 3 4

1 *PRODUCT SERIES.*

2 *ITEM NO.:*
PITCH 3.50mm/ 4PIN/ RIGHT ANGLE/ SINK TYPE.

3 *PLATING MATERIAL:*
P: Pd.

4 *PLATING THICKNESS:*
30: 30u".

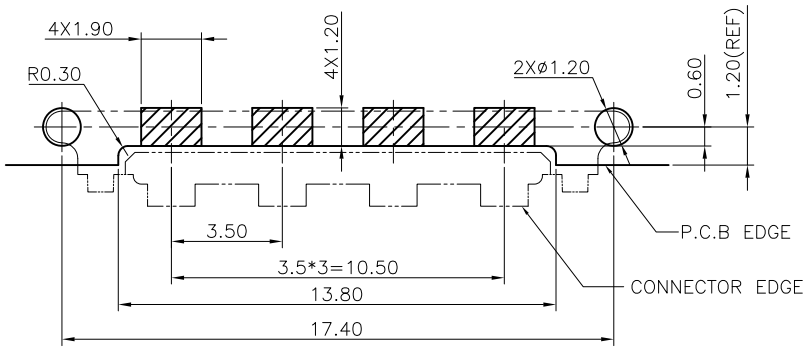


RECOMMENDED PCB LAYOUT(TOP VIEW)
DEFAULT TOLERANCE:±0.05

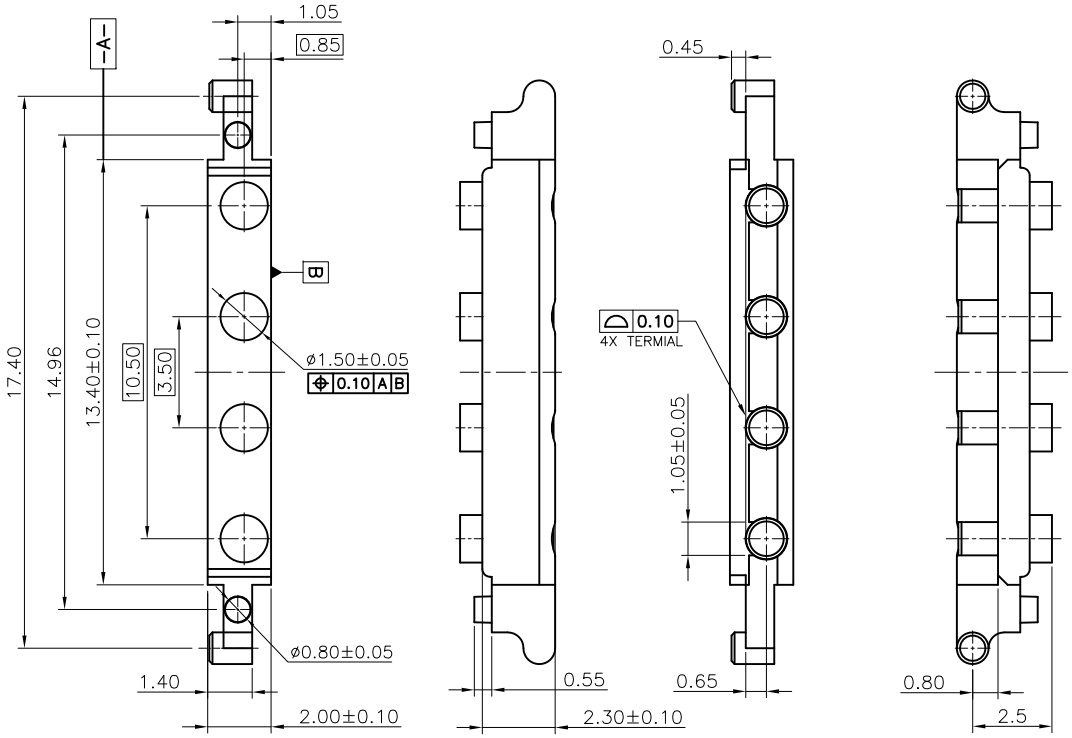


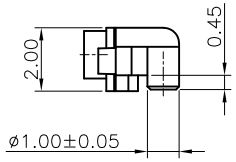


## NOTES:

1.MATERIAL:
Insulator: High Temperature Thermoplastic, UL 94V-0, Black color.
Contact: Copper Alloy, C3604.

2.PLATING:
Contact: Plated 30u'' Pd over Nickel 80~100u" under-plated.

3.Electrical:
Current Rating : 2.0A Max.
Voltage Rating : 12V DC.
Ambient Temperature Range :-40°C~+85°C.
Ambient Humidity Range : 90% R.H. Max.
Durability: 10,000 cycles.

| DIM | TOL | DIM | TOL |
|---|---|---|---|
| X.X | ±0.30 | X.X° | ±3.0° |
| X.XX | ±0.20 | X.XX° | ±2.0° |
| X.XXX | ±0.10 | X.XXX° | ±1.0° |

| SUNFUN | | SUNFUN TECHNOLOGY LTD | | |
|---|---|---|---|---|
| DRAW NO. | PS02F-057X30(A5) | DATE | MATERIAL: SEE NOTES | DRAW NAME: POGO PIN CONN - FEMALE PITCH 3.50/ 4P/ RIGHT ANGLE SINK TYPE. |
| DESIGN: | Jack | 12/04'20 | FINISH: SEE NOTES | |
| CHECK: | Jack | 12/04'20 | FILE: PS02F-057X30(A5) | MODEL: POGO PIN CONN |
| REVIEW: | Rui | 12/04'20 | P/N: PS02F-057P30 | UNIT: mm / SHEET: 1/1 |
| APPROVED | Rui | 12/04'20 | REV. A5 / SCALE | |