

REV.	ECN NO.	LOCATIONS	DESCRIPTION	DATE	DESIGN
A0			New Release	04/20'16	Jack

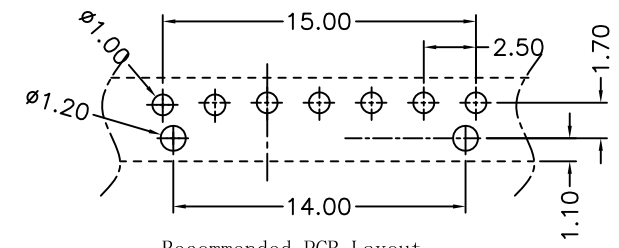
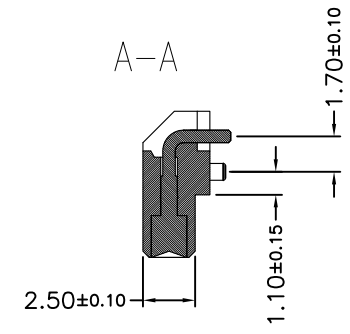
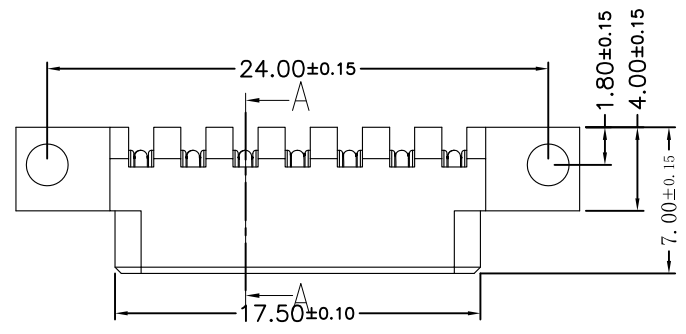
ORDERING INFORMATION

PW45F-0762BR

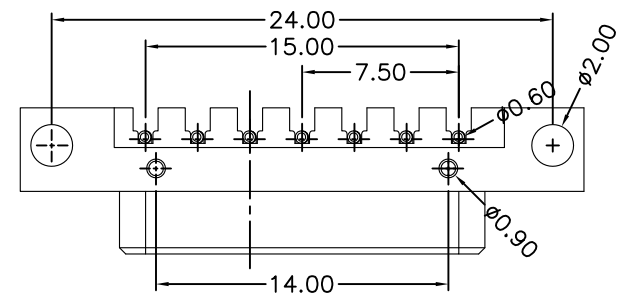
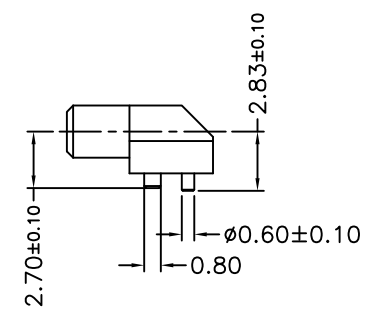
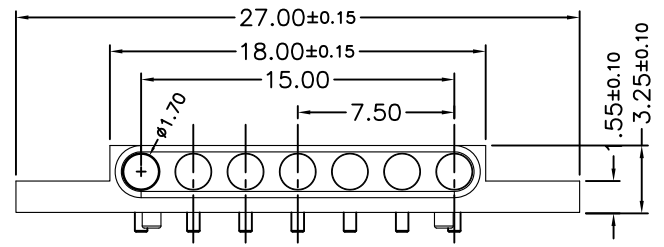
1 **PRODUCT SERIES**
 Pogo connector –
 Pitch 2.50mm / Female / Right Angle
 DIP type.

2 **ITEM NO.:**
 3.25mm Height Base / 7PIN.

CUSTOMER DRAWING
RoHS Compliant



Recommended PCB Layout
 layout tolerance ±0.05mm



NOTES:

- MATERIAL:**
 Insulator: High Temperature Thermoplastic, UL 94V-0.
 Contact: Copper Alloy
- PLATING:**
 Contact: Plated 50u" Ni over all
 Plated 1u"Au flash over all
- Electrical:**
 Current Rating :1.0A AC/DC max.
 Voltage Rating :12V AC/DC.
 Ambient Temperature Range :-20°C~+60°C.
 Ambient Humidity Range :95% R.H. Max.
 Contact Resistance: 100mΩ max.
 Insulation Resistance: 100MΩ min.
 Durability: 5,000 cycles.

DIM	TOL	DIM	TOL
X.X	±0.30	X.X'	±3.0'
X.XX	±0.20	X.XX'	±2.0'
X.XXX	±0.10	X.XXX'	±1.0'

SUNFUN		SUNFUN TECHNOLOGY LTD			
DRAW NO.	PW45F-0762BR(A0)	DATE	07/20'16	MATERIAL:	SEE NOTES
DESIGN:	Jack	DATE	07/20'16	FINISH:	SEE NOTES
CHECK:	Jack	DATE	07/20'16	FILE:	PW45F-0762BR(A0)
REVIEW:	Rui	DATE	07/20'16	P/N:	PW45F-0762BR
APPROVED	Rui	DATE	07/20'16	REV.	A0
		SCALE			
DRAW NAME:		POGO PIN CONN - FEMALE			
		PITCH 2.50/ 3.25H/ RA DIP			
		TYPE/ 7PIN.			
MODEL:		POGO PIN CONN			
UNIT:	mm	SHEET:	1/1		

P
P
E