

REV.	ECN NO.	LOCATIONS	DESCRIPTION	DATE	DESIGN
A0			New Release	01/13'15	Jack

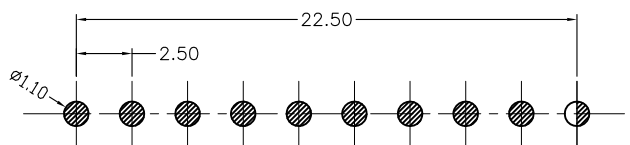
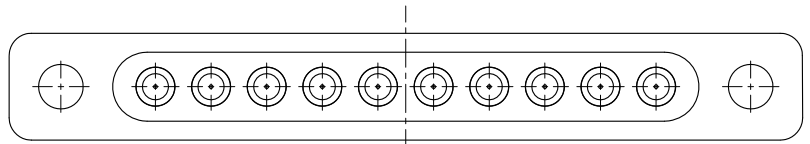
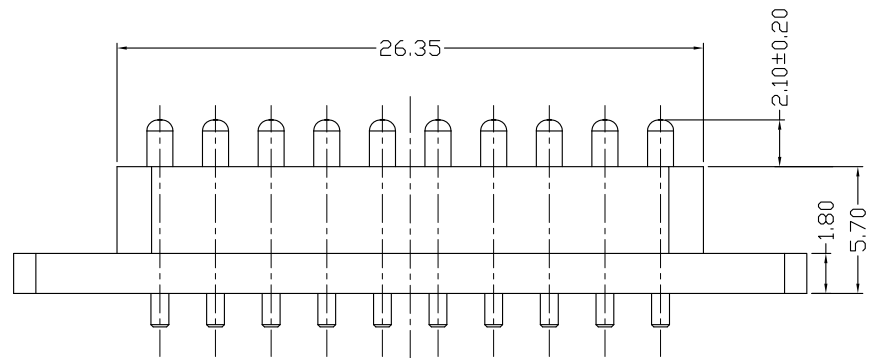
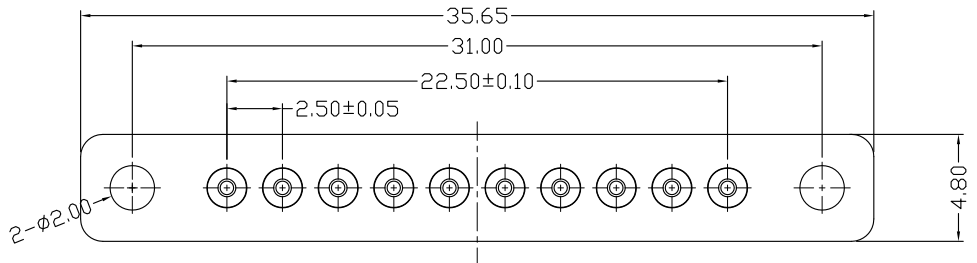
ORDERING INFORMATION

PW53M- 1062CB
 ① ②

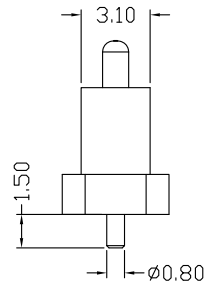

① **PRODUCT SERIES**
 Pogo connector -
 Pitch 2.50mm/ Male Straight dip type.

② **ITEM NO.:**
 5.70mm Height Base/ 10Pin/ Type C.

CUSTOMER DRAWING
 RoHS Compliant



Recommended PCB Layout
 Layout tolerance: ±0.05mm



NOTES:

- 1.MATERIAL:**
 Insulator: High Temperature Thermoplastic, UL 94V-0.
 Contact: Copper Alloy
- 2.PLATING:**
 Contact: Plated 50u" Ni over all
 Plated 3u"Au flash over all
- 3.Electrical:**
 Current Rating :2.0A AC/DC max.
 Voltage Rating :12V AC/DC
 Ambient Temperature Range :-20°C~+60°C
 Ambient Humidity Range :95% R.H. Max.
 Contact Resistance: 30mΩ max.
 Insulation Resistance:1000MΩ min./500VDC
- 4.Mechanical:**
 Contact force:70g+/-20g at 1.0mm working stroke.
 Full stroke:1.40mm
 Durability: 20,000 cycles
- 5.Standard tolerances are:**
 Diameters:+/-0.05mm
 Lengths:+/-0.15mm

DIM	TOL	DIM	TOL
X.X	±0.30	X.X'	±3.0'
X.XX	±0.20	X.XX'	±2.0'
X.XXX	±0.10	X.XXX'	±1.0'

SUNFUN		SUNFUN TECHNOLOGY LTD			
DRAW NO.	PW53M-1062CB(A0)	DATE	01/12'15	MATERIAL:	SEE NOTES
DESIGN:	Jack	01/12'15	FINISH:	SEE NOTES	DRAW NAME:
CHECK:	Jack	01/12'15	FILE:	PW53M-1062CB(A0)	POGO PIN CONN - MALE PITCH 2.50/ 5.70H/ STR DIP TYPE/ 10PIN.
REVIEW:	Rui	01/12'15	P/N:	PW53M-1062CB	MODEL:
APPROVED	Rui	01/12'15	REV. A0	SCALE	POGO PIN CONN
				UNIT:	mm
				SHEET:	1/1