

REV.	ECN NO.	LOCATIONS	DESCRIPTION	DATE	DESIGN
A0			New Release	01/12'15	Jack

ORDERING INFORMATION

PW54F- 1062CR

① ②

① **PRODUCT SERIES**

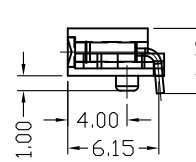
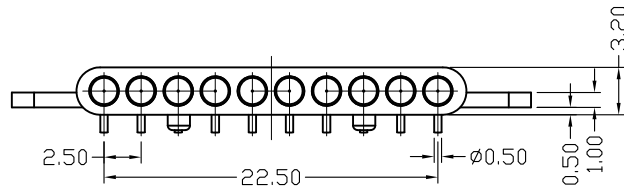
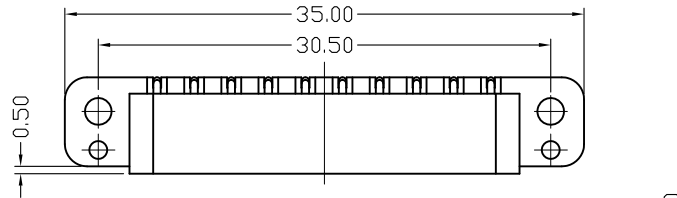
Pogo connector –
Pitch 2.50mm/ Female/ Right Angle
DIP type.

② **ITEM NO.:**

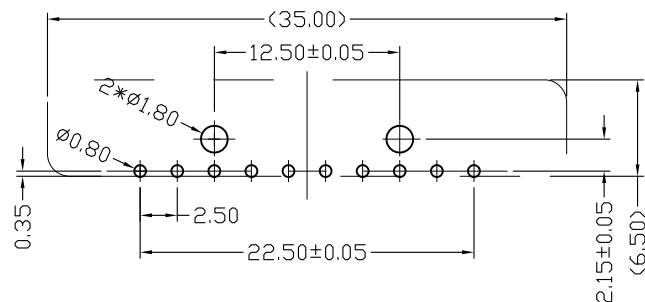
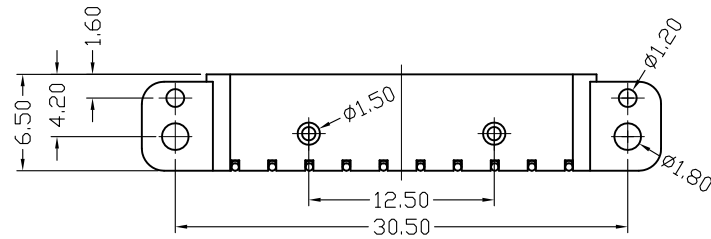
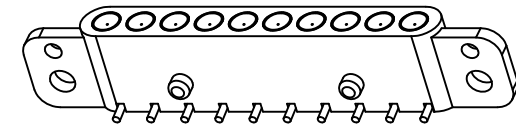
3.20mm Height Base/ 10PIN.

CUSTOMER DRAWING

RoHS Compliant



3D VIEW



Recommended PCB Layout
Layout tolerance: ±0.05mm

NOTES:

1. MATERIAL:

Insulator: High Temperature Thermoplastic,
UL 94V-0.

Contact: Copper Alloy

2. PLATING:

Contact: Plated 50u" Ni over all
Plated 3u" Au flash over all

3. Electrical:

Current Rating :2.0A AC/DC max.
Voltage Rating :12V AC/DC
Ambient Temperature Range : -20°C~+60°C
Ambient Humidity Range :95% R.H. Max.
Contact Resistance: 30mΩ max.
Insulation Resistance:1,000MΩ min./500VDC
Durability: 20,000 cycles

SUNFUN		SUNFUN TECHNOLOGY LTD			
DRAW NO.	PW54F-1062CR(A0)	DATE	01/12'15	MATERIAL:	SEE NOTES
DESIGN:	Jack	DATE	01/12'15	FINISH:	SEE NOTES
CHECK:	Jack	DATE	01/12'15	FILE:	PW54F-1062CR(A0)
REVIEW:	Rui	DATE	01/12'15	P/N:	PW54F-1062CR
APPROVED:	Rui	DATE	01/12'15	REV. A0	SCALE
DRAW NAME:		POGO PIN CONN - FEMALE		PITCH 2.50/ 3.2H/ RA DIP	
MODEL:		POGO PIN CONN		UNIT: mm	
SHEET:		1/1			

DIM	TOL	DIM	TOL
X.X	±0.30	X.X'	±3.0'
X.XX	±0.20	X.XX'	±2.0'
X.XXX	±0.10	X.XXX'	±1.0'