

REV.	ECN NO.	LOCATIONS	DESCRIPTION	DATE	DESIGN
A0			NEW RELEASE	09/01'12	Alan

**ORDERING INFORMATION**

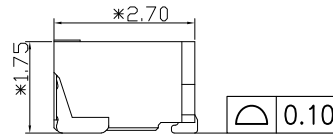
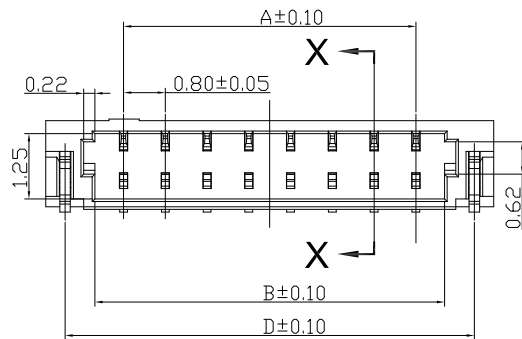
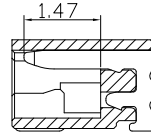
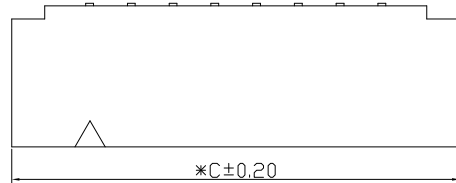
**WB0818H-XX (XX R)**  
 ① ② ③

① **PRODUCT SERIES**  
 WIRE TO BOARD CONNECTOR  
 PITCH 0.8MM/ 1.75mm Height  
 HORIZONTAL/ SMT TYPE

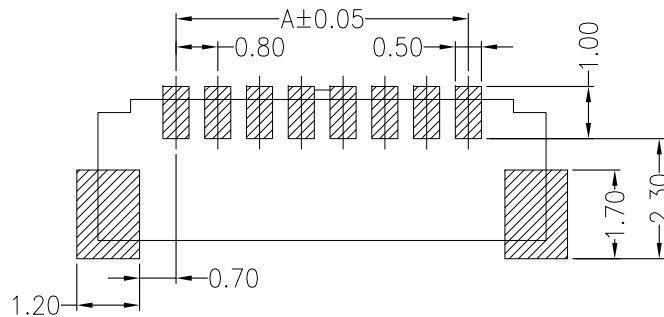
② **NUMBER OF CONTACTS**  
 02 TO 20  
 ③ **PLATING**  
 11: Tin plated.  
 21: Gold plated.

**CUSTOMER DRAWING**

**RoHS Compliant**



PIN	DIM			
	A	B	C	D
2	0.80	1.90	3.78	3.04
3	1.60	2.70	4.58	3.84
4	2.40	3.50	5.38	4.64
5	3.20	4.30	6.18	5.44
6	4.00	5.10	6.98	6.24
7	4.80	5.90	7.78	7.04
8	5.60	6.70	8.58	7.84
9	6.40	7.50	9.38	8.64
10	7.20	8.30	10.18	9.44
11	8.00	9.10	10.98	10.24
12	8.80	9.90	11.78	11.04
13	9.60	10.70	12.58	11.84
14	10.40	11.50	13.38	12.64
15	11.20	12.30	14.18	13.44
16	12.00	13.10	14.98	14.24
17	12.80	13.90	15.78	15.04
18	13.60	14.70	16.58	15.84
19	14.40	15.50	17.38	16.64
20	15.20	16.30	18.18	17.44



Recommended P.C.B Layout  
 General Tolerance±0.05

**Material:**

- 1.Housing : High TEMP, LCP, Natural, UL 94V-0.
- 2.Contact : Copper Alloy.

**Plating:**

- 1.Contact : Tin or Gold over Nickel under-plated over all.

DIM	TOL	DIM	TOL
X	±0.25	X'	±4.0'
X.X	±0.20	X.X'	±3.0'
X.XX	±0.10	X.XX'	±2.0'
X.XXX	±0.05	X.XXX'	±1.0'

<b>SUNFUN</b>		<b>SUNFUN TECHNOLOGY LTD</b>			
DRAW NO.	WB0818H(A0)	DATE	MATERIAL: SEE NOTES	DRAW NAME:	
DESIGN:	Alan	09/01'12	FINISH: SEE NOTES	WIRE TO BOARD CONNECTOR	
CHECK:	Alan	09/01'12	FILE: WB0818H(A0)	PITCH 0.8MM/ HORIZONTAL	
REVIEW:	Eric	09/01'12	P/N: WB0818H-XX(XX R)	1.75mm Height/ SMT TYPE	
APPROVED	Eric	09/01'12	REV. A0	SCALE	MODEL: 08WTB
					UNIT: SHEET:
					mm 1/1