

REV.	ECN NO.	LOCATIONS	DESCRIPTION	DATE	DESIGN
A0			NEW RELEASE	03/03'23	David

ORDERING INFORMATION

WB125H425 - XX (00 R)

① **PRODUCT SERIES:**

Wire To Board Connector
Pitch 1.25mm /Height 4.25mm
Right Angle-Single Row

② **NUMBER OF CONTACTS:**

SEE DIM. TABLE

CUSTOMER DRAWING

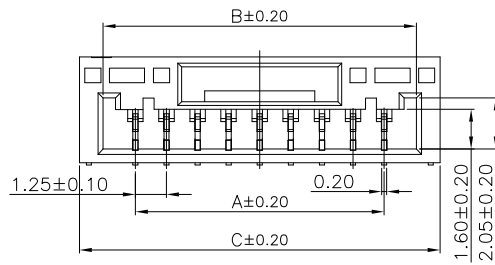
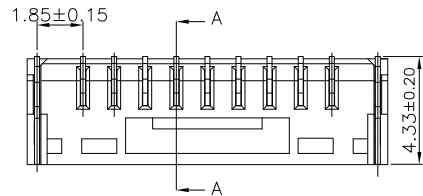
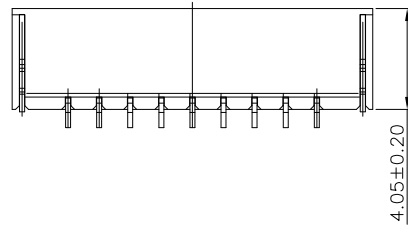
RoHS Compliant

③ **PLATING :**

00: Tin plated.

④ **PACKING :**

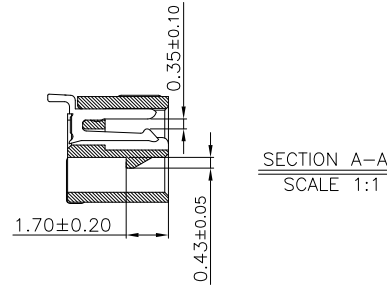
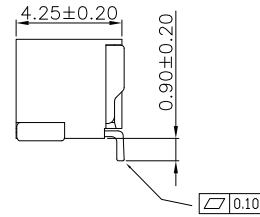
R: Reel.



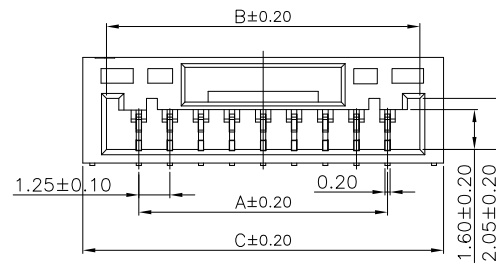
>12Pin

DIMENSION TABLE:

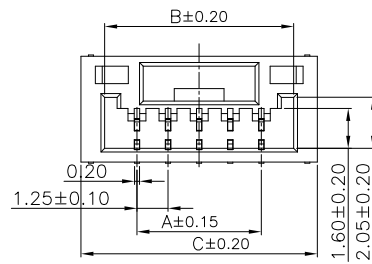
PIN	Dim A	Dim B	Dim C
02	1.25	3.85	5.75
03	2.50	5.10	7.00
04	3.75	6.35	8.25
05	5.00	7.60	9.50
06	6.25	8.85	10.75
07	7.50	10.10	12.00
08	8.75	11.35	13.25
09	10.00	12.60	14.50
10	11.25	13.85	15.75
11	12.50	15.10	17.00
12	13.75	16.35	18.25
13	15.00	17.60	19.50
14	16.25	18.85	20.75
15	17.50	20.10	22.00
16	18.75	21.35	23.25



SECTION A-A
SCALE 1:1

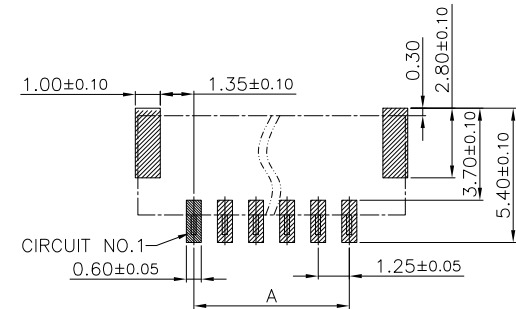


7Pin~11Pin



<6Pin

DIM	TOL	DIM	TOL
X.X	±0.35	X.X'	±3.0'
X.XX	±0.25	X.XX'	±2.0'
X.XXX	±0.15	X.XXX'	±1.0'



RECOMMEND PCB LAYOUT
GENERAL TOLERANCE: ±0.05

NOTES:

1. Material:

- Contact: Copper Alloy.
- Housing: High Temp, UL94V-0, COLOR:NATURE.
- Fit: Copper Alloy.

2. Plating:

- Contact: Tin over Nickel under-plated overall.
- Fit: Tin over Nickel under-plated overall.

SUNFUN		SUNFUN TECHNOLOGY LTD			
DRAW NO.	WB125H425(A0)	DATE	03/03'23	MATERIAL:	SEE NOTES
DESIGN:	David	03/03'23	FINISH:	SEE NOTES	DRAW NAME:
CHECK:	David	03/03'23	FILE:	WB125H425-XX(A0)	Wire To Board CONN: Pitch 1.25mm /Height 4.25mm Right Angle-Single Row
REVIEW:	Frank	03/03'23	P/N:	WB125H425-XX(11R)	MODEL: P1.25 WTB CONN
APPROVED	Frank	03/03'23	REV. A0	SCALE	UNIT: mm
					SHEET: 1/1